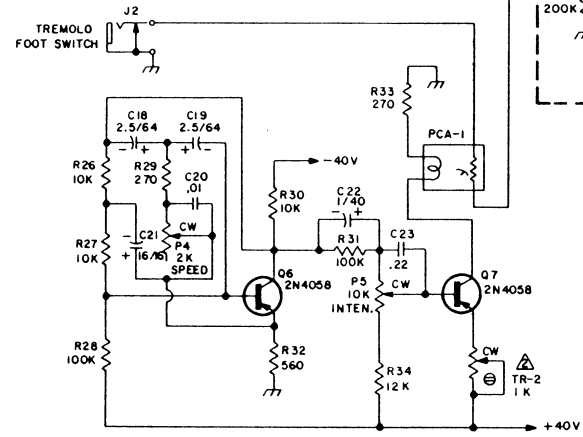
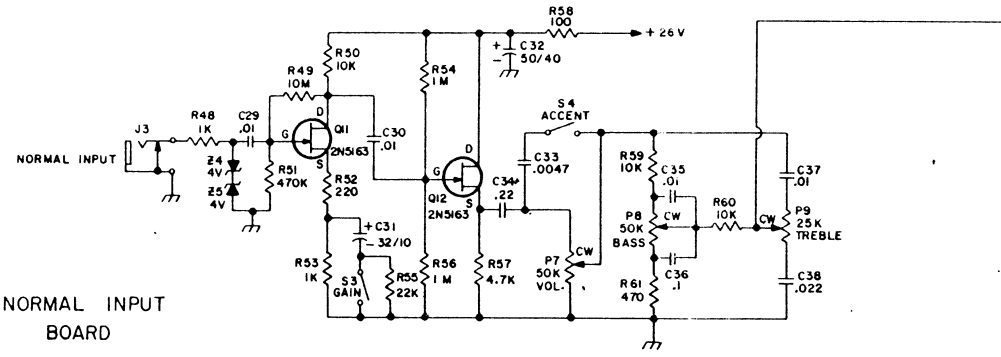


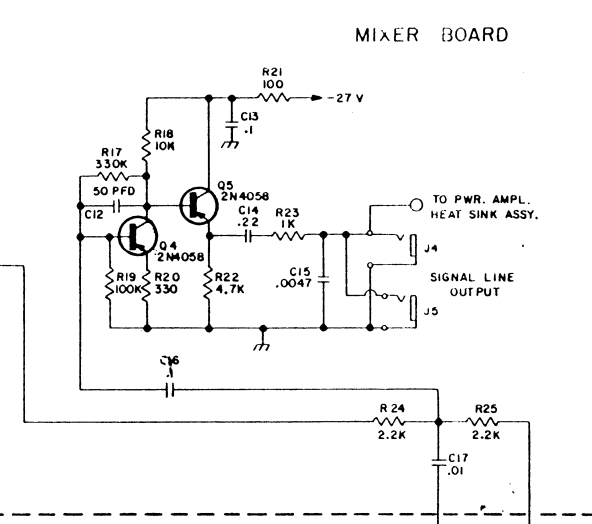
REVERB / TREMOLO INPUT BOARD



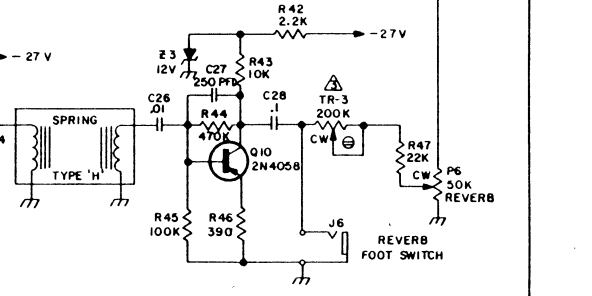
FUNCTION BOARD



NORMAL INPUT BOARD



MIXER BOARD

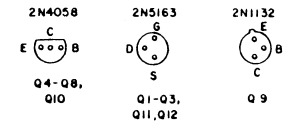


PRE-AMPL. POWER SUPPLY BOARD

NOTES:
 ALL CAPACITORS ARE RATED IN MFD AND AT 100V UNLESS NOTED.
 ALL RESISTORS 1/2W 5% UNLESS NOTED.
 ⊕ INDICATES SCREW DRIVER ADJ.

- ⚠ ADJ. TR-1 FOR OPTIMUM REVERB DRIVE.
- ⚠ ADJ. TR-2 (TREMOLO SENSITIVITY) TILL TREMOLO JUST STOPS WITH INTENSITY CONTROL OFF.
- ⚠ ADJ. TR-3 (REVERB SENSITIVITY) FOR MAXIMUM REVERB WITHOUT FEED BACK.

BOTTOM VIEWS



C.M.I. ELECTRONICS
 EL MONTE, CALIF.

SCHEMATIC DIAGRAM
 ALL GUITAR MODELS
 SERIAL START 37788

DRAFTSMAN H.M.M.	PART NO. 17-387	REV.	DATE 6-15-72	10030
---------------------	--------------------	------	-----------------	-------